



THE ECONOMICAL ALTERNATIVE FOR HARD-TO-HEAT SPACES:

- Residential Garages
- Vestibules
- Entryways
- Greenhouses
- Enclosed Patios
- Solariums
- Workshops
- Swimming Pools
- Farm Buildings
- Clubhouses
- Small Businesses
- Auto Garages
- Warehouses
- Print Shops
- Machine Shops
- Small Manufacturing
Facilities

HEATS UP TO 5,000 SQ. FT.



Whether you need to heat your garage, workshop, or other hard-to-heat spaces, the SunStar Eclipse infrared heater provides both the fuel efficiency of radiant heat and the installation flexibility you need . . . and all at a comfortable price.

INTRODUCING

The SunStar Eclipse™

RADIANT WARMTH AT A COMFORTABLE PRICE.

COMPACT INFRARED GAS TUBE HEATER

Utilizing a heavy-duty heat exchanger, the new SunStar Eclipse infrared tube heater provides an efficient source of radiant heat for a wide variety of hard-to-heat spaces.

THE POWER OF RADIANT HEAT

Using the power of radiant heat, the new SunStar Eclipse infrared tube heater puts the warmth of the sun inside your building, and it reduces your fuel bills up to 50%! Its radiant heat warms people, concrete floors and objects. The heat is absorbed and re-radiated to warm the entire area through convection. This, combined with the fact that it is powered by gas, adds up to one unbeatable combination. So, consider a very warm and efficient alternative to competitive heaters just blowing hot air. Consider the new SunStar Eclipse infrared tube heater.

GENERAL FEATURES

- Available in Btu sizes from 25,000 to 45,000
- Compact size - overall length is 9'2" for ease of installation
- Efficiencies range up to 84.5%
- Models for both natural and propane gas
- Installation as low as 8' above floor
- Optional deflector kit for reduced clearances below
- CSA Design Certified

TECHNICAL FEATURES

Vacuum System - Products of combustion are pulled through the combustion chamber for greater safety . . . virtually eliminates the possibility of combustion gases leaking into the heated space.

Solid State Ignition System - Reliable electronic direct spark ignition system with 100% gas safety shut-off control and 30-second prepurge . . . safety and efficiency assurance.

U-Tube Design - Provides uniform emitter tube temperatures and energy distribution on the floor . . . unlike straight tube heaters which are always hotter at the burner end than at the exhaust end.

Warranty - 5-year limited combustion chamber warranty.

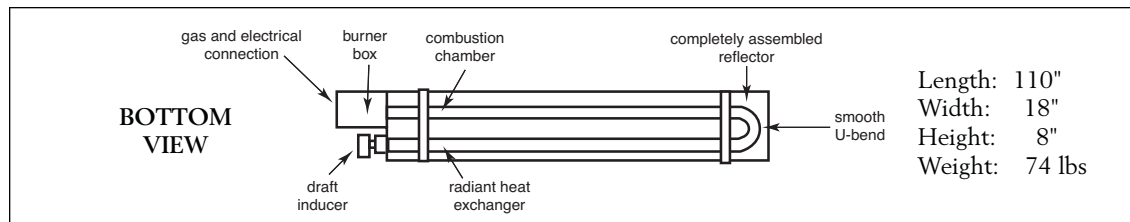
Other Features - Heavy-duty combustion chamber, aluminum reflectors with 97% reflectivity rating, diaphragm safety switch for proof of venting, and system indicator lights.

TECHNICAL SPECIFICATIONS

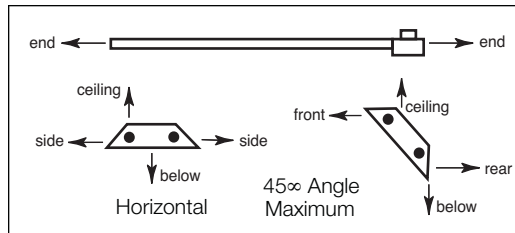
Model Number	Input BTU/Hour	Model Number	Input BTU/Hour	Type Gas	Burner Pressure	Supply Pressure
SIR25	25,000	SIR 45	45,000	Natural	3.5" WC	5" WC min - 14" WC max
SIR35	35,000			Propane	10" WC	11" WC min - 14" WC max

Electrical Requirements: 120 VAC, 60 HZ, 2.4 amps. Flue connection: 4" round. Optional outside combustion air connection: 4" round.

DIMENSIONS



MINIMUM CLEARANCES TO COMBUSTIBLES

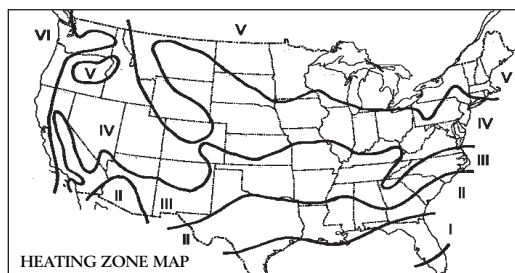


Model	Mounting Angle	Side Front	Side Rear	Ceiling	Below	Ends
SIR(25)	0°	8"	8"	4"	41"*	12"
SIR(25)	45°	30"	4"	4"	41"*	12"
SIR(35)(45)	0°	12"	12"	4"	57"*	12"
SIR(35)(45)	45°	40"	4"	4"	57"*	12"

*33" with deflector **42" with deflector

Maintain the listed clearances below to vehicles parked under the heater at all times.

MODEL SELECTION GUIDELINES



Properly selected heaters will provide the most efficient operation for your installation.

The models recommended are selected for a 22' x 28' two-car or a 26' x 32' three-car insulated garage. Select the model number corresponding to the geographic location in which the heater will be installed. Model size is determined by garage heat loss. Please consult your SunStar distributor to determine the heat loss for your particular application.

Zone	Model
I and II	SIR 25
III and VI	SIR 35
IV and V	SIR 45

For your safety, operate SunStar Eclipse infrared heaters with proper care and observe all safety precautions. Carefully follow the printed installation, operating and cleaning instructions. Installation and service must be performed by a licensed contractor and conform with local codes. Adequate ventilation always must be provided in accordance with codes. Do not store gasoline or combustible products in the vicinity of the heater. Keep children, clothes, and draperies a way from the heater. Do not touch the heater or tubes while the heater is in operation.

We Make Winters Warmer
SunStar Heating Products, Inc.

306 West Tremont Avenue
 P.O. Box 36271
 Charlotte, North Carolina 28236
 Telephone (Toll Free): 1(888)778-6782
 Telephone (704) 372-3486
 Fax: (704) 332-5843
 Email: info@sunstarheaters.com
 www.sunstarheaters.com

SunStar Heating Products, Inc. strives to improve quality and performance on a continuing basis and reserves the right to change specifications and materials without notice.

DISTRIBUTED BY

Sales • Engineering
 "Heat and Control
 Specialists"



GORDO SALES, INC.

P.O. Box 1166 Layton, UT 84041
 Phone: 801-544-4236 Fax: 888-264-0740
<http://www.gordosales.com>



member

